

# Wilkhahn

AT. 187 range.





## AT.

Wilkahn's free-2-move concept powered by Trimension® is a global benchmark in healthy three-dimensional sitting. The AT family with its integrative, coordinated design, variety of models and customisable features is the smart all-rounder among the free-2-move ranges. The self-centring suspension of the seat shell ensures your body maintains its centre of gravity – whatever the posture adopted or movement made. And the backrest bearer with its tilt capability comes with automatic weight adjustment. As a result, using AT's healthy range of motion is child's play. Just sit down, adjust the seating height and you're done! The chair and your body will do the rest by themselves...











# AT. 187 range. Technical details.

# Wilkhahn



## Function

Free-2-move office task chair with integrated synchronously supporting 3D kinematics called Trimension®. The self-centring suspension of the seat shell is combined with automatic weight adjustment and the chair optionally comes with the ability to preset the automatic weight adjustment in ten increments to suit personal preferences. Trimension® activates the natural range of motion the human pelvis is capable of and which matches the way the joints function, from flexing, extending, leaning sideways or rotating the pelvis. When moving synchronously backwards and forwards, the angle of the tilt ranges from 12° in the seat and up to 26° in the backrest, optionally with a 3D forward tilt of up to -5° that can be activated during which the backrest is raised synchronously by 25 mm so that the lumbar support is always in the right position. The seat and back can be tilted sideways from the horizontal by up to 12°. At the same time, the counter pressure adjusts automatically to any posture or movement so that the body always maintains its centre of gravity.

AT is suitable for people weighing 45-120 kg. The backrest has height-adjustable lumbar support (in eight lockable positions of up to 60 mm). The backrest and seat can be locked in a neutral horizontal 0-position, the optional 5° 3D forward tilt can be activated by lifting the seat and back. The seating height can be precisely adjusted at

the touch of a button between 400 mm and 520 mm with a DIN 4550-compliant gas lift, optionally with a contact suppression feature. Seat depth: 430 mm, optionally integrated, users can turn a knob while sitting to precision adjust the seat-depth extension from 390 mm to 450 mm. (The height of the elevated seating position (ESP) models is precision adjustable from between 420 mm and 600 mm and the counter chairs between 650 mm and 770 mm).

## Frame

### Task chairs

Five-star base made of black through-dyed, glass-fibre-reinforced polyamide, optionally of die-cast aluminium, coated, polished or high-lustre polished. Twin wheel swivel castors with load-dependent braking, made of black DIN EN 12529-compliant polypropylene as the standard version for carpets, optionally with grey tyre made of polyurethane for hard flooring. Castors optionally electrically conductive. The gas lift is covered by a telescopic protective tube made of black or white through-dyed polypropylene. Mechanism shell made of black or white through-dyed, glass-fibre-reinforced polyamide with cover made of black or white through-dyed polypropylene. Backrest bearer to suspend the unitary seat and backrest shell made of black or white through-dyed,

glass-fibre-reinforced polyamide with a central steel joint.

### Counter stool

With extra height-adjustable foot ring, bright chrome-plated, with lock screw to affix it and twin wheel swivel castors with load-dependent braking.

### Seat and back

Unitary and highly elastic seat and backrest self-centring shell suspended on the backrest bearer made of black or white through-dyed glass-bead-reinforced polypropylene. Three backrest heights (standard height, advanced height, advanced height with headrest and neck rest), backrest shell optionally covered in fabric or leather, neck rest made of polyurethane foam, covered in black or grey leather. Seat and back cushioning made of polyurethane with CFC-free foam, as replaceable upholstery element with covers from the Wilkhahn fabric and leather collection. With optional seat-depth extension of 390 to 450 mm that is precision adjustable by turning a knob. Plastic lumbar support integrated between the seat and backrest shell and backrest cushioning, height-adjustable by 60 mm in eight lockable positions.

### Optional armrests

Armrests made of glass-fibre-reinforced, black or white through-dyed polyamide with armrest pads made of grey through-dyed polypropylene, optionally with armrest pads made of grey through-dyed polyurethane foam. 1D armrests height-adjustable by 100 mm in ten lockable positions, the depth of the armrest pads on 3D armrests can also be extended by 50 mm and the width by 25 mm, 4D armrests can also rotate inwards and outwards by 25°.

### Standards (testing ongoing)

The AT task chairs comply with the DIN EN 1335, ANSI/BIFMA X 5.1. and GS standards.



www.tuv.com  
ID 1000000000



All components used to adjust the chair (slide buttons and levers to adjust and lock the height, components for adjusting the lumbar support and knob for optional seat-depth extension) are made of grey through-dyed plastic.

Subject to change.

# AT. 187 range. Product types.

Wilkhahn



187/7  
Task chair, medium-height backrest



187/8  
Task chair, high backrest



187/9  
Task chair, high backrest with headrest and neck rest




187/1  
Counter stool



# AT. 187 range. Product types.

# Wilkhahn


## Upholstery material for seat and backrest shell



37 | 47 | 54 | 60 | 62 | 63 | 66 | 67 | 68 | 69 | 91

You can find all upholstery materials and further colours in our media center.  
The backrest shell can also be covered.

## Frame surfaces



All plastic components are in black or white (the synchro-adjustment mechanism, backrest bearer, seat and backrest shell and armrests)

## Armrest pads, controls



Grey

## Star base



Aluminium coated in black or white, polished or high-lustre polished or black through-dyed, glass-fibre-reinforced polyamide

# AT. 187 range. Accessories and other items.

# Wilkhahn



### Seat-/backrest shells, backrest bearer and frame

AT's key components are available in black or white, the backrest shell is also optionally covered with fabric at the rear. The armrest pad and all controls are always grey. The different upholstery elements make three backrest heights possible, medium height, advanced height and advanced height with headrest and neck rest. The upshot is a wide range of models for any areas requiring office chairs, as well as covers from the Wilkhahn fabric and leather collection, so there's virtually no limit to the designs possible.

### Height adjustment/ seat-depth extension

Icons on the controls illustrate what they do: the lever on the right precision adjusts the seating height and the knob conveniently alters the optional seat depth extension while the user's sitting down.

### Locking/optional presetting the automatic weight adjustment

The push button on the left locks the chair in a neutral 0 position and the knob allows presetting in ten increments to adapt to personal levels of comfort.

# AT. 187 range. Accessories and other items.

# Wilkhahn



The height of the **armrests** is adjustable by 100 mm at the touch of a button. The depth of the armrest pads on 3D armrests can also be extended by 50 mm and the width by 25 mm, 4D armrests can also rotate inwards and outwards by 25°.



### Integrated lumbar support and optional 3D forward tilt

All AT models feature integrated lumbar support and their height is also very easy to adjust by 60 mm via handles on the backrest at the sides. The optional activation of the innovative 5° forward seat tilt raises the backrest and therefore the lumbar support synchronously.



### Trimension®

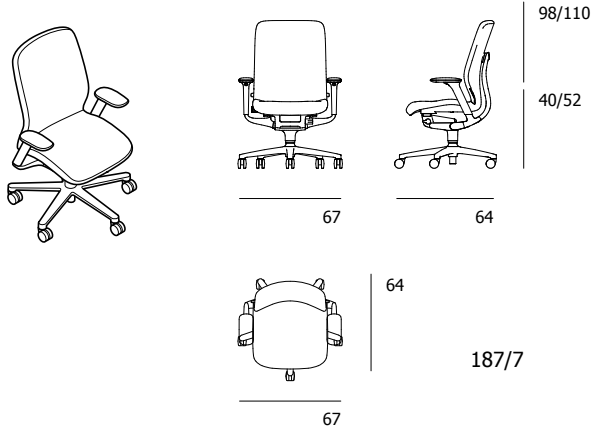
The self-centring suspension of the seat shell on the backrest bearer and automatic weight adjustment allows bodies to maintain their centre of gravity – whatever the posture or movement – without altering the chair to suit different users. The coordinated design of each component creates a sculptural apparently seamless form. The chair symbolises the fluid, automatic and intuitive movements the user makes.



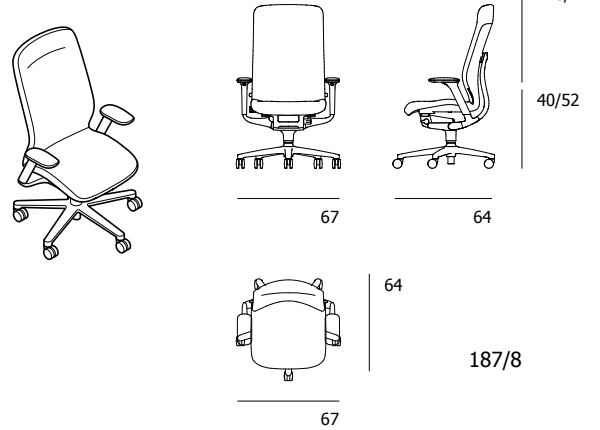
# AT. 187 range. Models and dimensions.

# Wilkhahn

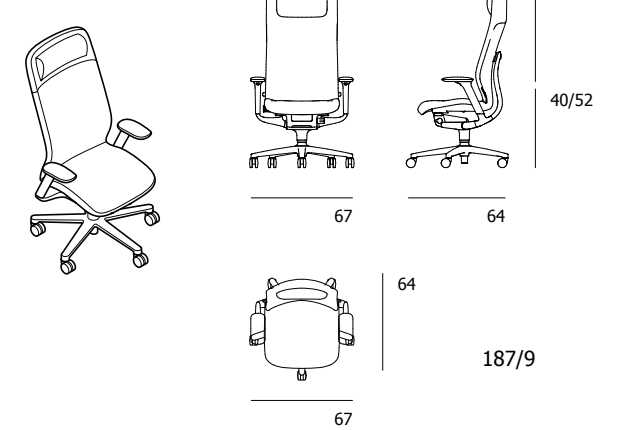
**187/7**  
Task chair



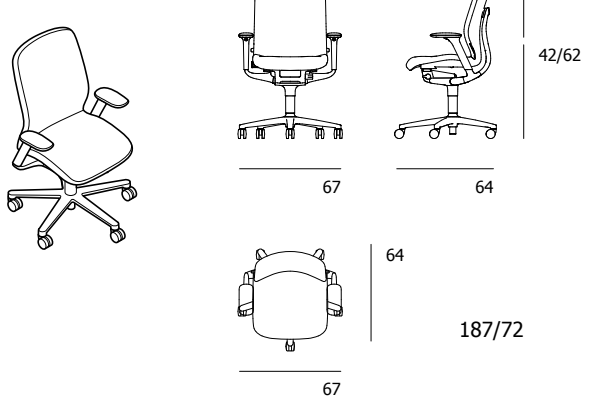
**187/8**  
Task chair



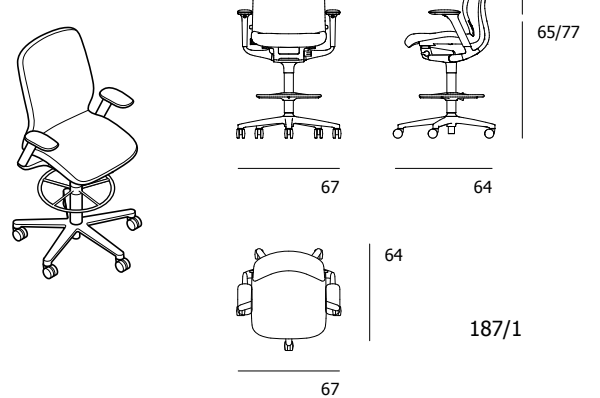
**187/9**  
Task chair



**187/72**  
Task chair



**187/1**  
Counter stool



AT. 187 range. Awards / standards / certificates.

Wilkhahn

Product certificates / product standards



The AT task chairs comply with the DIN EN 1335, ANSI/BIFMA X 5.1. and GS standards.

Company's certificates, memberships



Mitglied der DGNB Deutsche Gesellschaft für Nachhaltiges Bauen German Sustainable Building Council







Meadows Office Interiors creates innovative workspaces that are strategically designed to help customers improve business performance, increase collaboration, realize cost efficiencies and build brand recognition.

Aligned with hundreds of manufacturers and founded five decades ago, Meadows is a Haworth Preferred Dealer and a nationally certified Woman-Owned Business Enterprise. As a member of the U.S. Green Building Council and an FSC® Chain of Custody certificate holder, Meadows places a high value on products and processes that meet sustainability benchmarks.

The Meadows difference begins with the truly turnkey experience we offer our customers. By pairing 50 years of industry experience with the latest technology, Meadows embraces innovation and remains committed to providing exceptional customer service and building lasting client relationships.



## CONTACT

---

885 Third Avenue • 29th Floor • New York, NY 10022  
212.741.0333 • [meadowsoffice.com](http://meadowsoffice.com) • [info@meadowsoffice.com](mailto:info@meadowsoffice.com)

